




User Guide



Ready to take your health into
your own hands?

What is myHealthAdvisor?

myHealthAdvisor is your one-stop shop for navigating your and your family's healthcare without the need for additional medical, insurance, or health apps. Our easy-to-use app enables you to search quickly for doctors and facilities, keep track of information, and stay on top of medications and care plans. Empower yourself and take control of your health with **myHealthAdvisor** in your pocket or purse.

HOME SCREEN

Search symptoms for a list of physicians who treat your specific symptom.

Search for a physician by a specific procedure or medical specialty.

Search for the nearest urgent care facility.

Additional Features can be customized with links specific to your company or organization.



Search for a hospital by procedure or medical specialty, ranked by quality measures.


Find the nearest Emergency Room.

Keep a list of your personal physicians with links for scheduling and messaging.

Keep a list of your medications with scheduling alerts, refill reminders, and link to your pharmacy.


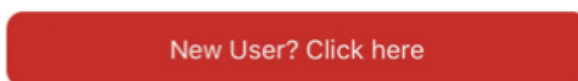
1. DOWNLOAD THE APP

- Search for **myHealthAdvisor** in the Apple App Store or the Google Play Store.



2. SIGN-UP AS A NEW USER

- Click on *New User* and enter your *Authorization Code*.



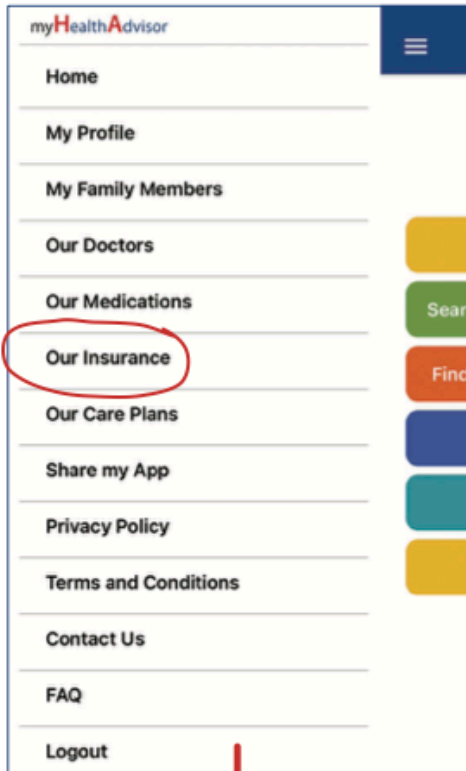

- Accept the License and User Agreement terms.
- Fill out the Registration Page, including your *Search Distance*.
- Going forward, log into the **myHealthAdvisor** app by entering your email and password.
- Then, click, *Login*.



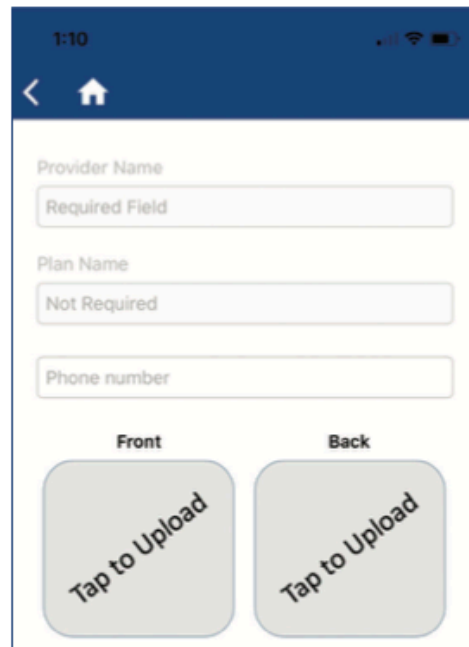

NOTE: *Search Distance* is based on the address and radius entered into your Registration Profile.

3. ENTER INSURANCE INFORMATION

- Using your phone, take a picture of the front and back of your insurance card.
- Select the *Settings Menu* by clicking on the white horizontal bars at the top of the screen.
- Select *Our Insurance*.



- Select a person to add insurance.
- Click *Add Insurance Provider* to add insurance information.
- Upload pictures of insurance card.
- Click *Add* at the bottom of the screen.

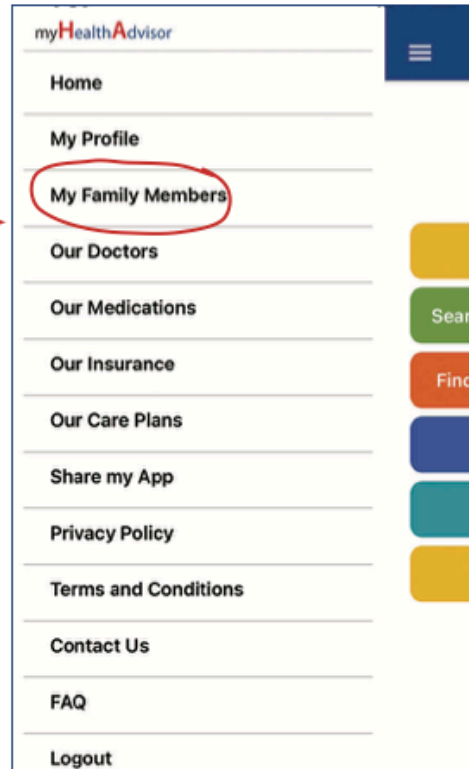


4. ADD FAMILY MEMBER

- Select the *Settings Menu* by clicking on the white horizontal bars at the top of the screen.
- Select *My Family Members*.
- Select *Add a Family Member* to add a new person.

Add a Family Member

- Once a family member has been added, select their name and scroll down to the bottom of their Profile page to search for *Physicians* or *Hospitals* in their locale.



5. ADD DOCTORS

- To keep a record of all your medical professionals and their contact information, select *My Doctors* from the Home Screen.

My Doctors

- Next, select *Search Physicians by Name*.

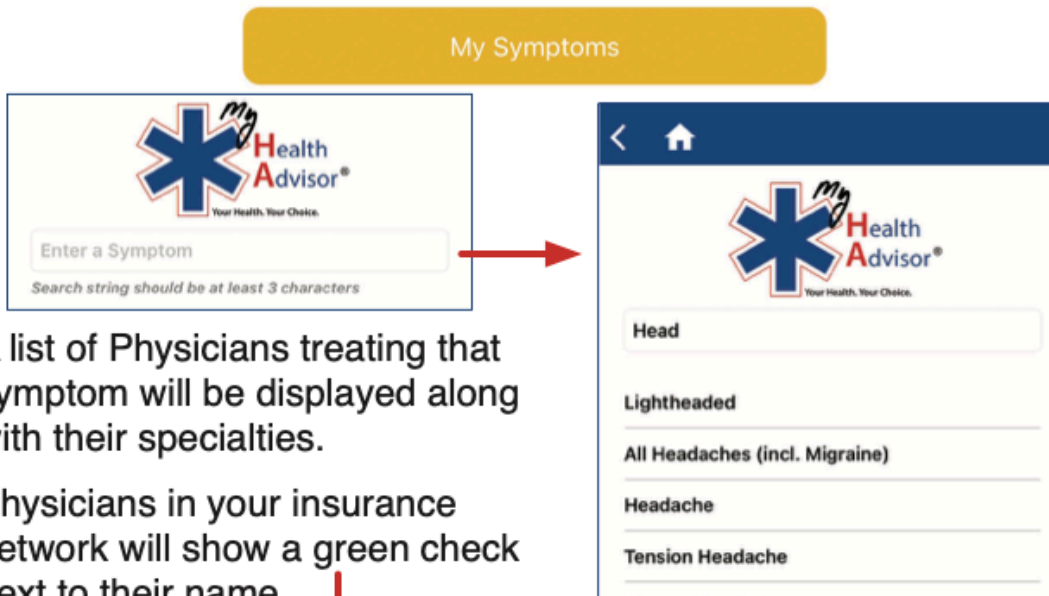
Search Physicians by Name

- Begin the search for your doctor by typing in their last name. A list of physicians will be displayed and you can select your doctor from that list.
- Click on the doctor's name to go to their profile page. Select the *Heart* in the right corner to save that physician as one of your doctors.

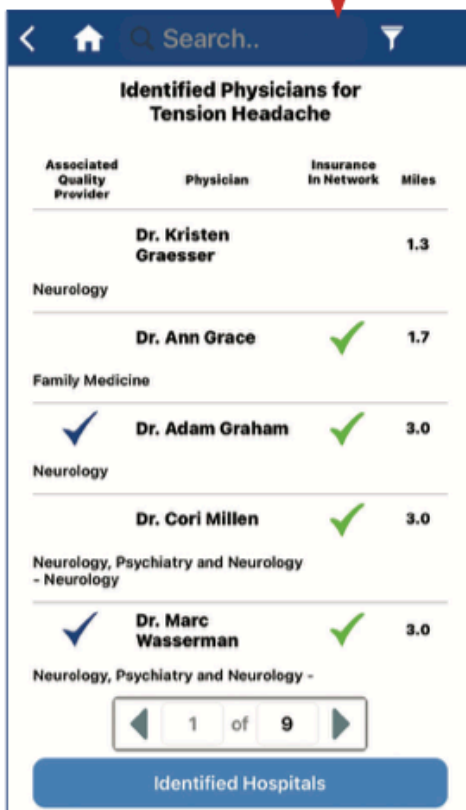
NOTE: If the search does not show your doctor, select *Add a Doctor*, manually enter their contact information, then click *Add*.

6. SYMPTOM SEARCH

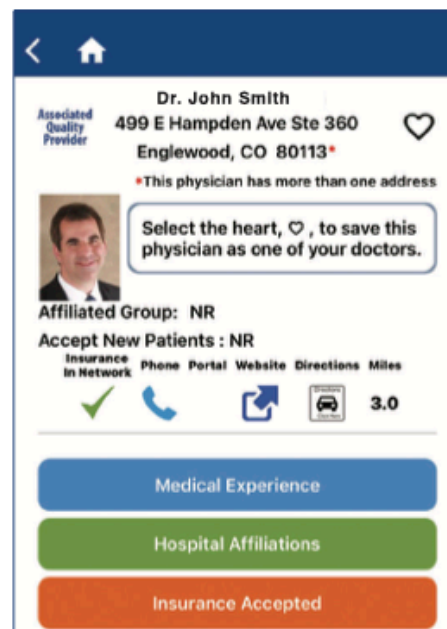
- From the Home Screen, select *My Symptoms*.
- Enter a *Symptom* or your healthcare concern in the search box or choose from the list of preselected symptoms.
- Select your preferred Symptom from the list of applicable symptoms displayed.



- A list of Physicians treating that symptom will be displayed along with their specialties.
- Physicians in your insurance network will show a green check next to their name.




- Select a Physician to view their profile - Contact Information and Medical Experience, Hospital Affiliations, & Insurance accepted.



7. PHYSICIAN SEARCH

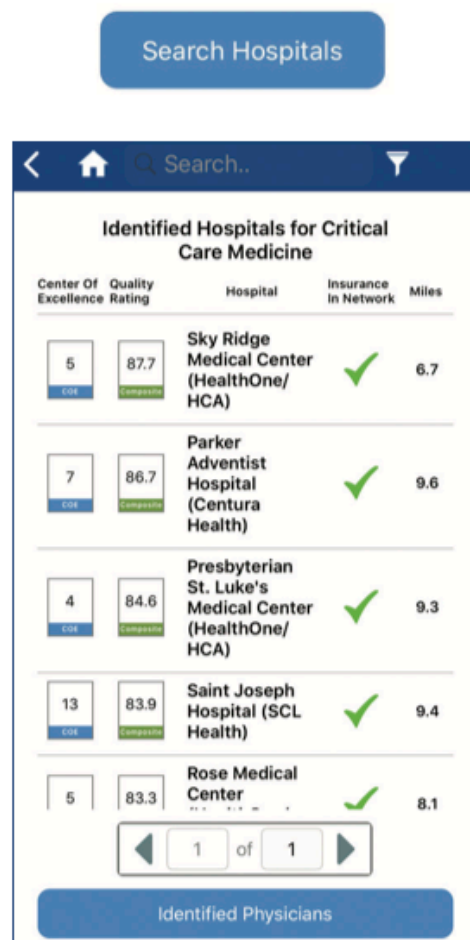
- From the Home Screen, select *Search Physicians*.
- A selection screen will appear. You will be able to search by *Name*, *Medical Specialty*, or *Condition Treated*.
- Matching results will show a Physician or Physicians that match your selection criteria along with a green check, if in your insurance network. The distance in miles is calculated from your profile address.



8. HOSPITAL SEARCH

- You can *Search Hospitals* in the same manner as searching for a physician, by *Name*, *Medical Specialty*, or *Condition Treated*, and additionally by *Current Location* or *Top 20% of U.S. Hospitals*.
- Matching results will show the specific hospital named, or a list of hospitals meeting your search criteria, i.e., *Medical Specialty* or *Condition Treated*.
- Hospitals are listed in order based on their composite Quality Rating. The number of procedures that are defined as a Center of Excellence is shown on the far left. A green check mark designates that the hospital is in your insurance network.

NOTE: *Hospital Quality Ratings* and *Centers of Excellence* are explained on our website at theHealthApp.com.



9. OTHER APP FEATURES

- Need help in finding the nearest Urgent Care Facility or Emergency Room? **myHealthAdvisor** has you covered.
- Just select *Urgent Care* or *Emergency Room* and you will be directed to the facility nearest your current location.

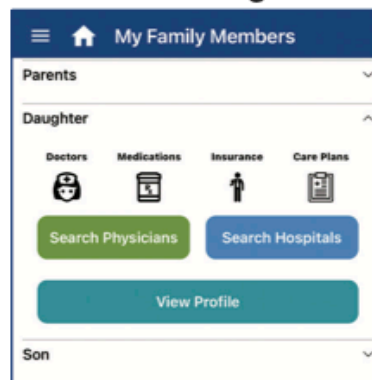
Find Urgent Care

Find Emergency Room

- Tired of trying to keep track of all your medications? Need a reminder of when to take them? **myHealthAdvisor** has you covered there, too.
- Just select *My Medications* from the Home screen and you can add your medications, dosage, and even an alarm to remind you to take them.

My Medications

- Have several family members to take care of? **myHealthAdvisor** can help you out.
- Add your Family Members from the *Settings Menu* and manage their healthcare, too. Searches for them will give results based upon *their profile address*.



myHealthAdvisor is your one-stop shop for navigating your family's healthcare by helping you make informed choices about the best and highest quality healthcare. Start managing your healthcare from your smartphone today.

It's Time to Take Your Health into Your Own Hands

To download your **myHealthAdvisor** app, Please visit theHealthApp.com

